

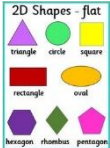
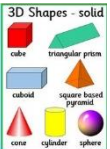



Key Vocabulary for Families

Key Words	Definition
Pirate 	A person who commits a robbery at sea or near shore.
Mermaid 	An imaginary creature who lives in the sea with the body of a person and the tail of a fish.
Character	A person or animal in a story.
Setting	The place where the story takes place. E.g At sea / The South Pole / Jungle.
Digraph	Two letters that make one sound, ai, or, ee.
Trigraph	Three letters that make one sound, igh, ear, air, ure.
2D shape (Two dimensional) 	A flat shape – Circle /triangle / square / rectangle / oval.
3D shape (Three dimensional) 	A solid shape – Cube / sphere / pyramid / cuboid.

Classes



Wren



Puffin

Topic Title: Pirates and Mermaids

Year Group: EYFS

Term: Spring 2

Key Independence Skills

- I can take myself to class and organise myself.
- I can undress and dress for P.E.
- I can button up / zip up my own coat.



The Wider Curriculum

Through our theme of, 'Pirates and Mermaids,' we will create our own artwork inspired by the sea. Children will use oil pastels and brusho ink to explore different media. To learn about the world around us, we will look at different countries that the pirates might sail to. We will continue to learn about the seasons and observe the changes as we move into Spring. Children will begin to enquire about Easter as we explore the question, 'Why do Christians put a cross in an Easter garden?'

MATHEMATICS



Key Vocabulary


- Square, triangle, circle, rectangle
- Sphere, cube, cuboid, cone, cylinder.
- Positional language – in, on, behind, under.

Our main focus this half term will be shape, space and measure. We will explore 2D and 3D shapes, finding out how their properties and finding shapes all around us.

Children will be introduced to the concept of time through sequencing their day.

They will explore length, height and weight as we compare objects to find out which is shorter, smaller, longer or taller lighter or heavier.

LITERACY



Key Vocabulary

- Precious
- Magnificent
- Glum

Children will learn, 'The story of Pirate Tom,' from memory. We will introduce new words to extend their vocabulary to support our descriptive writing.

They will write a set of instructions on how to find treasure using their own maps.

Children will write for a range of purposes with an emphasis on using their phonics independently and developing cursive letter formation.

PHONICS



Key Vocabulary

- Phoneme
- Digraph / trigraphs

Children will continue to learn phase 3 of the letters and sounds programme.

These contain mainly digraphs – 2 letters that make 1 sound and some digraphs – 3 letters that make 1 sound.

R-ai-n N-igh-t

We will be learning the **tricky words**:

You, all, are, they, are, her.

Tricky words are ones we learn by sight as they can't be sounded out using our phonics.

Please read at least 3 times a week to practise sounding out and blending to read words.